

2017 Final Report – Medicare Shared Savings Program

- **2017 Performance Summary**
 - [Background \(READ THIS FIRST\)](#)
 - [MIPS APM performance](#)
 - [MSSP ACO performance](#)
 - [MSSP Shared Savings Distribution Model](#)
 - [MSSP Participant Payout Calculation](#)
- **Financial Reconciliation**
 - [Timeline](#)
- **Appendix**
 - [DCC Board of Managers](#)

2017 was our final year as a non-risk bearing (Track 1) ACO. All Duke Connected Care providers were subject to **two types of scoring*** related to their performance:

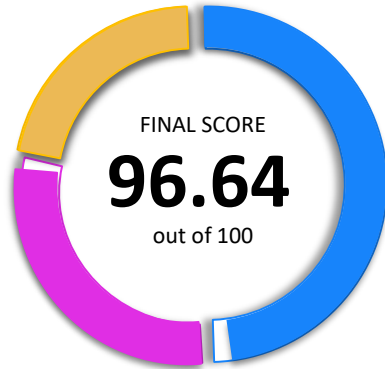
1. MIPS APM scoring

- Assigns the same “individual” MIPS score to all DCC providers based on how the ACO—rather than each individual provider—performed on three MIPS categories
- Issues a corresponding fee schedule adjustment to each DCC provider’s 2019 billing rate based on how that score compared to other MIPS-eligible providers

2. MSSP ACO scoring

- Compares our ACO’s year-end cost performance against a year-end per beneficiary cost benchmark to determine whether or not we achieved shared savings
- In the case shared savings are achieved, calculates our share of those savings based on our ACO’s quality score

**Starting next year, DCC providers will be subject only to MSSP ACO scoring*



Billing adjustment of
+1.70%
(max +2.02%)

Components	Score
Quality (50%) Taken from ACO measures	48.1 of 50
Advancing Care Information (30%) Formerly “Meaningful Use”, reported per clinician	28.54 of 30
Improvement Activities (20%) Automatic full credit for all DCC participants	20 of 20

What this means for your practice...

Each provider who was employed by your TIN in 2017 and remains employed with your TIN in 2019 will earn:

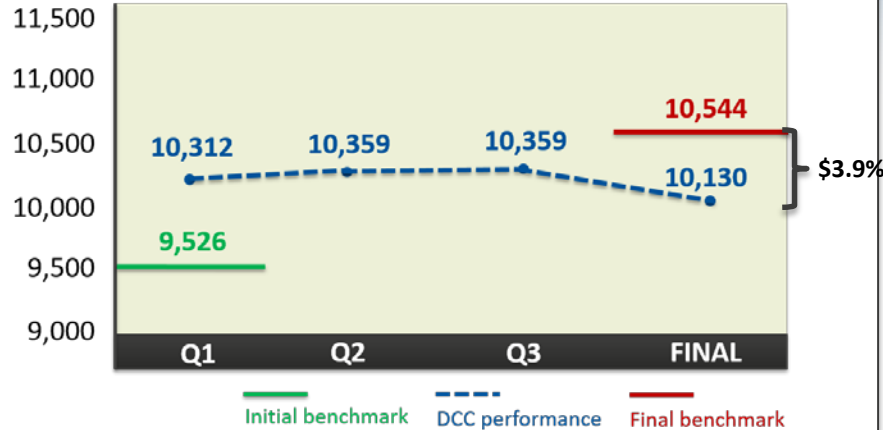
- An individual MIPS score of **96.64**
- A billing adjustment of **+1.70%*** per service during calendar year 2019

**Note: CMS had previously reported this adjustment as 1.83%; but has since adjusted this downward due to an increase in the number of providers eligible for the MIPS bonus pool*

Duke Connected Care

2017 MSSP ACO Score

Cost Performance



Duke Connected Care **qualified for** a shared savings distribution by performing 3.9% below final benchmark.

Quality Performance

Domain	Possible Points	DCC Points Earned	Score
Patient experience	16	12.80	80.00%
Care coordination / Patient safety	22	19.00	86.36%
Preventive health	16	16.00	100.00%
At-risk populations	8	8.00	100.00%
TOTAL	62	55.80	91.59%

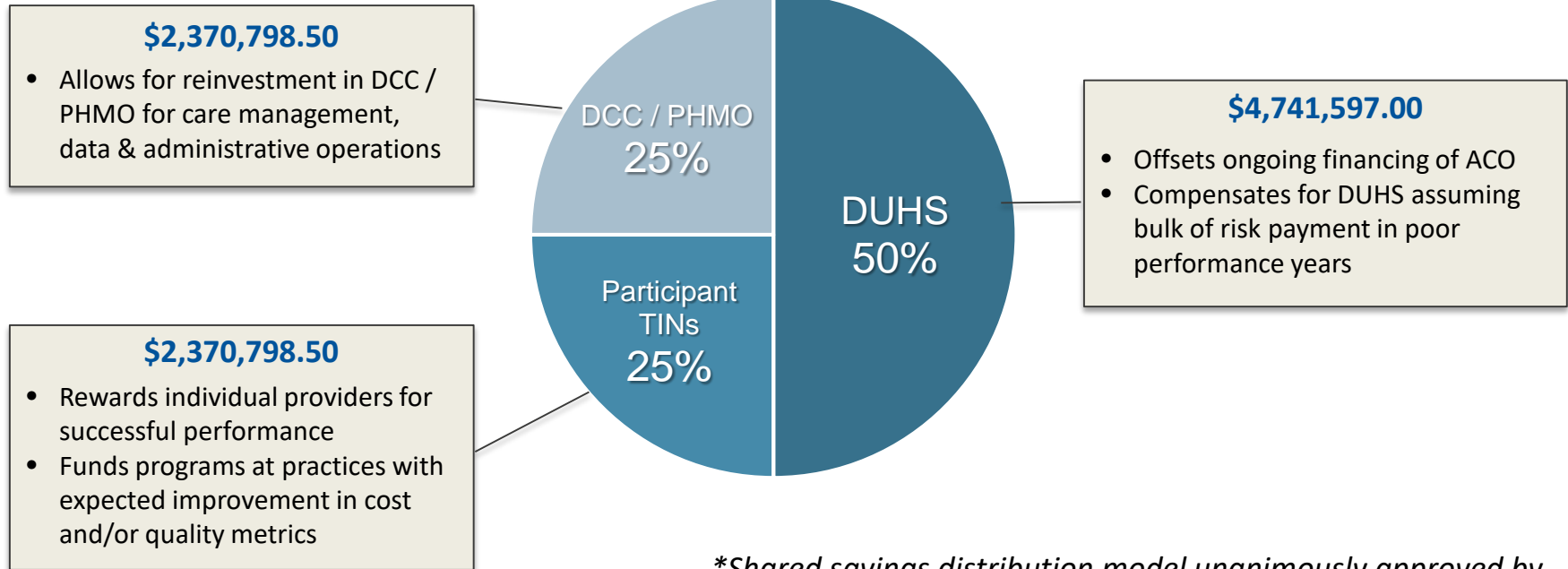
Duke Connected Care **earned** 91.59% of its possible shared savings amount due to its quality score.

How CMS Calculated the Shared Savings Payment to DCC

- DCC cared for **52,657 assigned beneficiaries** at an average of 3.9% below expected cost, resulting in shared savings of **\$21,130,325**. As a Track 1 ACO, our sharing rate was up to **50%** of this amount, or **\$10,565,162.50**. To calculate our final payment, CMS:
 - Multiplied our **quality score** (91.59%) by our **sharing rate** (50.00%) to determine our **final sharing rate** of **45.8%**.
 - Withheld 2% due to **sequestration adjustment** (done for all shared savings payouts), resulting in **final payment** of **\$9,483,194**

Duke Connected Care Shared Saving Distribution Model

How the **\$9,483,194** shared savings payment is being distributed within DCC*

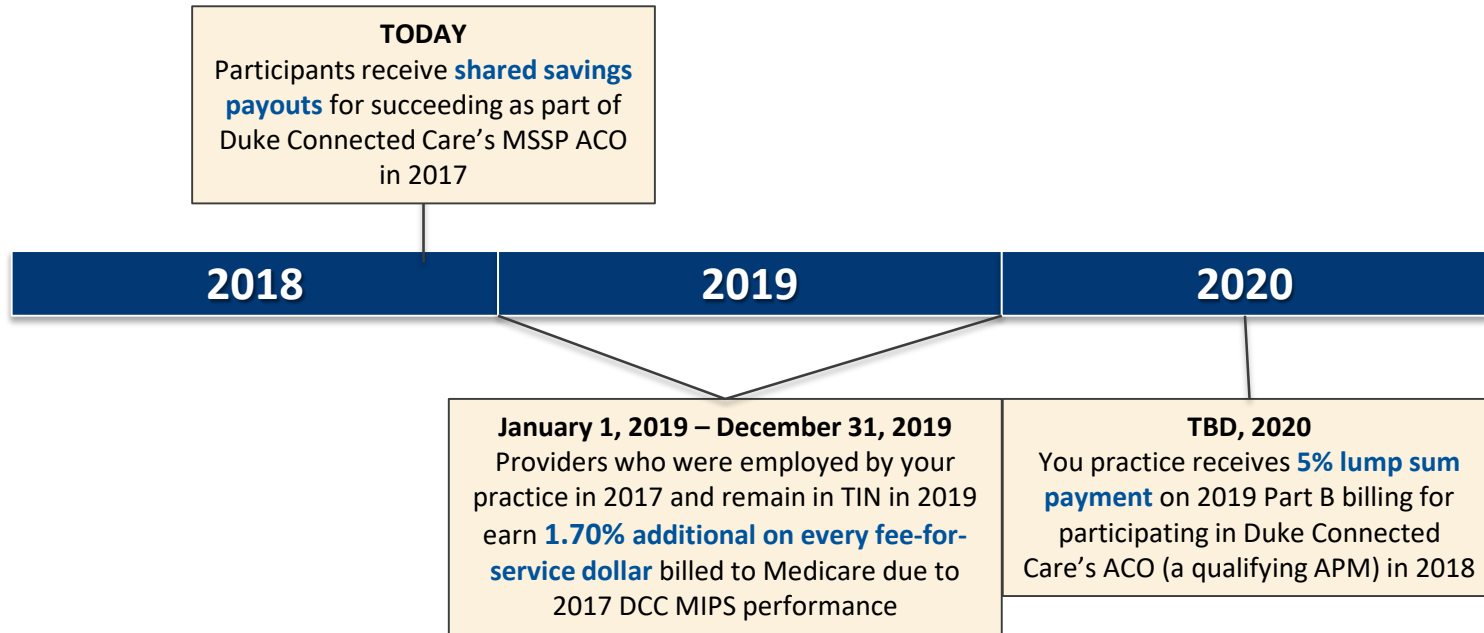


**Shared savings distribution model unanimously approved by Duke Connected Care [Board of Managers](#)*





The **25%** or **\$2,370,799** allocated to Participant TINs was distributed based on **final 2017 year-end assignment** received from CMS.

DCC PARTICIPANT	# ASSIGNED BENEFICIARIES*	PAYOUT
Allmed Clinic, P.A.	114	\$5,133
Carolina Family Health Centers, Inc.	1,494	\$67,265
Duke LifePoint Maria Parham, LLC	1,202	\$54,118
Duke LifePoint Wilson Physician Practices, LLC	461	\$20,756
Duke Primary Care	23,856	\$1,074,079
Duke University Health System	217	\$9,770
Lincoln Community Health Center, Inc.	821	\$36,964
Private Diagnostic Clinic, LLC	21,282	\$958,189
Roxboro Medical Associates, P.A.	819	\$36,874
Triangle Community Physicians, PA	812	\$36,559
Vance Family Medicine	1,440	\$64,834
William B. Olds, MD, PA	139	\$6,258
TOTAL DCC ASSIGNED	52,657	\$2,370,799

Timeline



Duke Connected Care's decision-making body consists of physician leaders from **across the network**.



- The **Board of Managers** is the ultimate decision making authority for Duke Connected Care
- Includes seven (7) physicians:
 - **Five (5)** from Duke Health-owned practices
 - **Two (2)** from independent community practices
- The Board of Managers approves DCC shared savings & shared losses distribution models